


1935
Replica



It all started with an idea. George G. Blaisdell was determined to create a lighter that would boast a superior appearance and straightforward operation. Mr. Blaisdell obtained the rights for an Austrian windproof lighter with a removable top, and re-designed it to his own requirements. In the fall of 1932, he fabricated a rectangular case and attached the top of the lighter to the case with a hinge. He retained the chimney design which protected the flame under unfavorable conditions. The result - the first Zippo lighter, crafted in early 1933, which heralded the birth of the iconic American-made windproof pocket lighter. And the rest, as they say, is history . . .

In 1934, a one-quarter inch modification shortened the Zippo lighter, and Blaisdell filed an application for the original Zippo patent on May 17, 1934. The lighter was granted patent number 2032695, which was subsequently stamped on the bottom of each lighter case.

Just one year later, the satin finish 1935 Zippo lighter was a sight to behold, with robust corner edges formed from rectangular tubing soldered onto the case creating a striking presence. Coincidentally, 1935 was the first year that company logos were applied to the face of the Zippo lighter, leading to the creation of the Zippo ad specialty division, later known as Zippo Promotional Products.

To celebrate the historic 1935 lighter, Zippo proudly releases the 1935 Replica Z-Series. The 1935 lighter has been replicated in stunning detail featuring the original look and elements that made this lighter one of the most collectible in Zippo's history.





Like the original, the 1935 Replica Z-Series lighter features a 3-barrel hinge joining the lid and bottom, an open hollow rivet that secures flint wheel to inside unit, a 16-holed chimney insert; flat bottom case, and slashes on the opposite corners of the face and back of lighter.

The 1935 lighter was the last of Zippo lighter production to feature the hinge on the outside of the case. Today all Zippo lighters are manufactured with a five barrel hinge soldered to the inside of the case, solid rivets securing the flint wheel, and a similar 16-holed chimney insert.

The 1935 Replica project was proposed in the Fall of 2002 and had to overcome numerous challenges along the way of its development. The original 1935 models were manufactured using brass tubing soldered to the flat top and bottom sections of the lighter case to form an enclosed upper lid and lower base, then ground and buffed to achieve the robust edges that were prominent on the lighter.

The key to achieving the 1935 Replica was to recreate the original look using modern technology. New tooling for Zippo's fabricating presses needed to be developed to create the 1935's tight corners and edges out of deep drawn brass, which was a difficult challenge that took significant development time to overcome.




The assembly of the outside hinge and mating inner clip form that catches the cam was another daunting task. The inner clip form and half of the hinge was assembled by hand welding the hinge and clip form onto the lighter lid then moving the pre-assembly to the rotary welding machine to complete the process by welding the hinge to the base.

After the hinge is welded, the lighter is placed into a specially designed cutting machine to mill the slashes on one side, and then the lighter is inverted and re-inserted into the machine to mill the slashes on the reverse side.

The lighter cases were then plated with a modified process to closely replicate the finish of the original 1935 lighter to a level that meets Zippo quality standards.


The first production sample of the 1935 Replica was manufactured in March 2006, and a finalized, approved version achieved in early 2007.



Each 1935 Replica Z-Series lighter is packaged in a handsome clear dome self-display unit, with a scroll of authenticity that attests to the genuineness of each piece. The 1935 Replica Z-Series lighters are made to the same quality standards as every Zippo lighter. For serious and casual collectors alike, these beautiful prototypes are sure to be a highlight of any collection.



A distinctive bottom stamp identifies these pre-production, limited-run lighters as part of the 1935 Replica Z-Series. They are further distinguished by a unique engraving on the right bottom face of the lighter indicating a consecutive number.





Zippo

Zippo Manufacturing Company
33 Barbour Street • Bradford, PA 16701
(814) 368-2700 • Zippo.com